

Scaled data based on original data using  
LM-79-08 Approved Method: Electrical and Photometric Measurements of Solid-  
State Lighting Products

Test Report Prepared for  
Cooper Lighting Solutions  
(formerly Eaton)

Brand: INVUE

Report Number: P673851

Luminaire Tested: **CCP-SA-1C-750-U-SL3-HSS**

Issue Date: 04/16/2023



**Test Information**

Test Method: LM-79-08  
Report Number: P673851  
Test Lab: INNOVATION CENTER(G1)  
Issue Date: 04/16/2023  
Manufacturer: COOPER LIGHTING SOLUTIONS (FORMERLY EATON)  
Product Line: INVUE  
Catalog Number: CCP-SA-1C-750-U-SL3-HSS  
Description: INVUE CLEAR CURVE POLE MOUNT Light Square Luminaire @615mA w/ SL3 distribution lens and House Side Shield  
Light Source: (16) 5000K CCT, 70 CRI LEDs  
Ballast/Driver: ELECTRONIC DRIVER

**Summary**

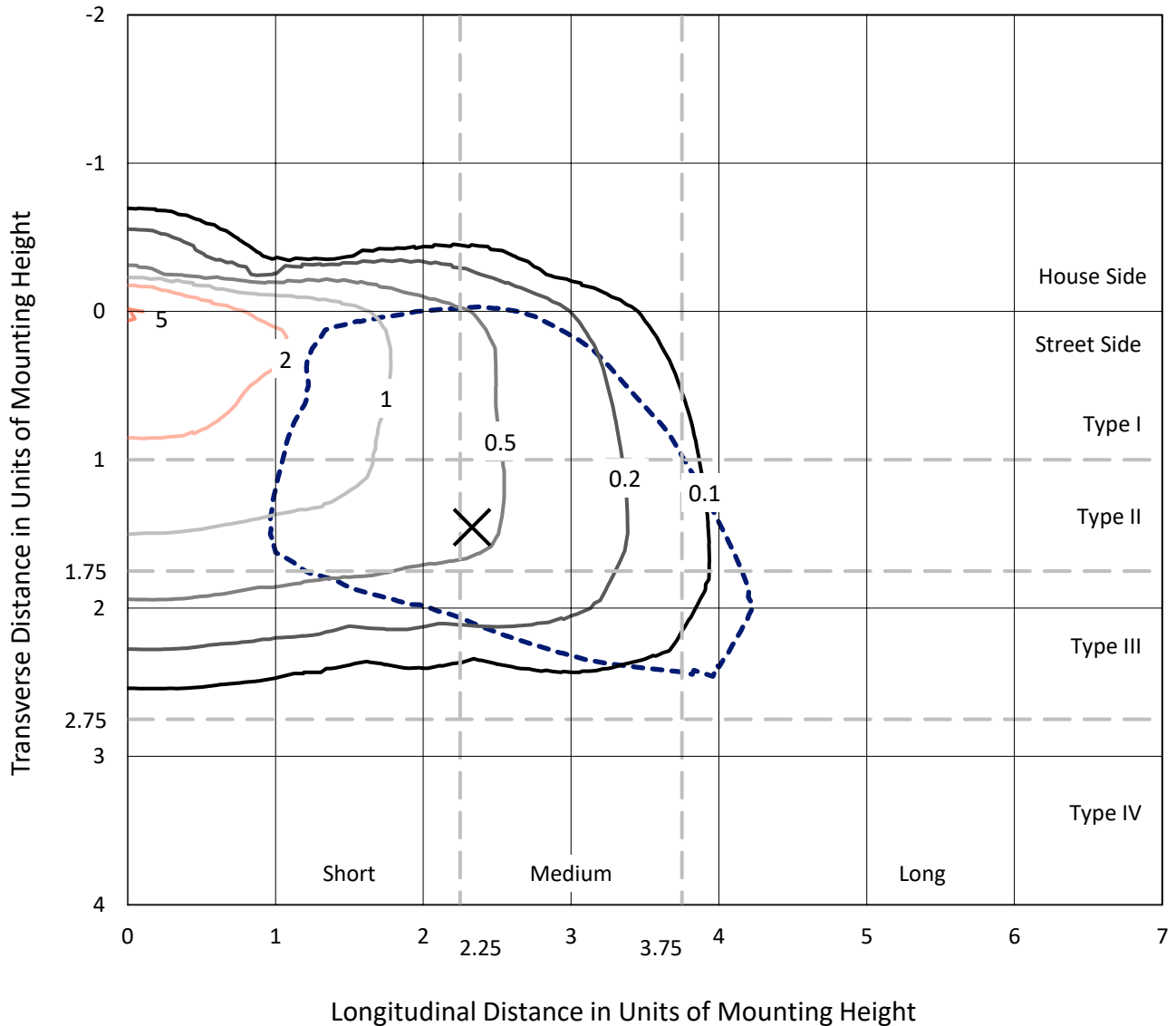
Lumens per Lamp: N/A  
Luminaire Lumens: 3821.7 lumens  
Efficiency: N/A  
Efficacy: 119.4 lumens/watt  
Luminous Opening: Rectangular (W 1' x L: 0.5' x H: 0')  
IES Classification: Type III - Medium  
BUG Rating: B1 - U0 - G1

Input Watts (W): 32  
Input Voltage (V): 120  
Input Current (Ain): NR  
Voltage Rise (V): NR  
Power Factor: NR  
Total Harmonic Distortion (THDi): NR  
Frequency (hertz): 60  
Stabilization Time: NR  
Operation Time: NR  
Ambient Temperature (°C): NR  
Test Distance: 25 FT

REPORT NUMBER: P673851  
 CATALOG NUMBER: CCP-SA-1C-750-U-SL3-HSS

### Iso-Footcandle Lines of Horizontal Illumination

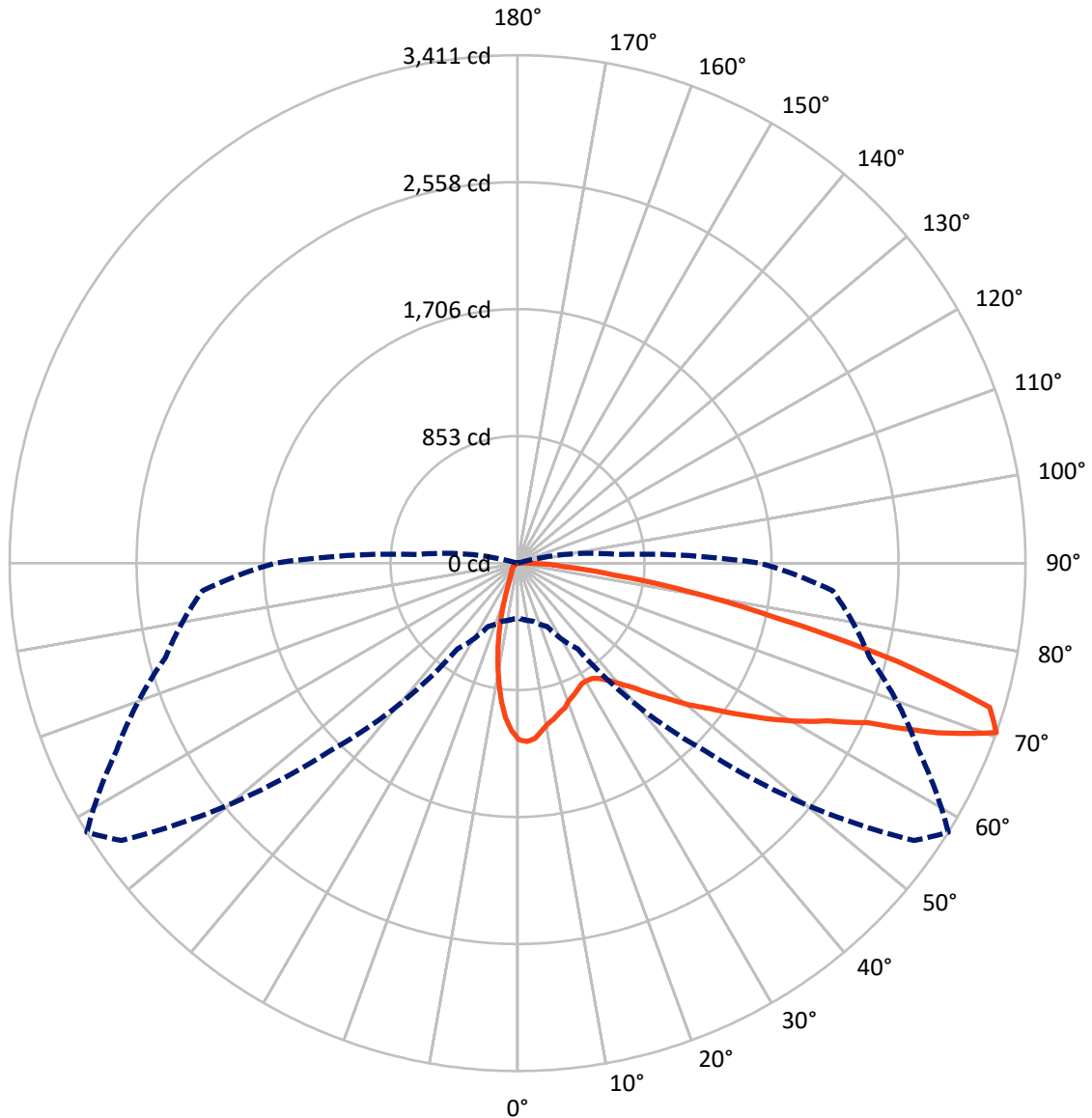
× Max cd  
 - - - 1/2 Max cd



Based on 15 foot mounting height. Maximum calculated value = 5.3 fc  
 Type III - Medium - N/A

REPORT NUMBER: P673851  
CATALOG NUMBER: CCP-SA-1C-750-U-SL3-HSS

### Luminous Intensity Polar Plot



— Vertical Plane Through 58-Deg Lateral      - - - Horizontal Cone Through 70-Deg Vertical

REPORT NUMBER: P673851

CATALOG NUMBER: CCP-SA-1C-750-U-SL3-HSS

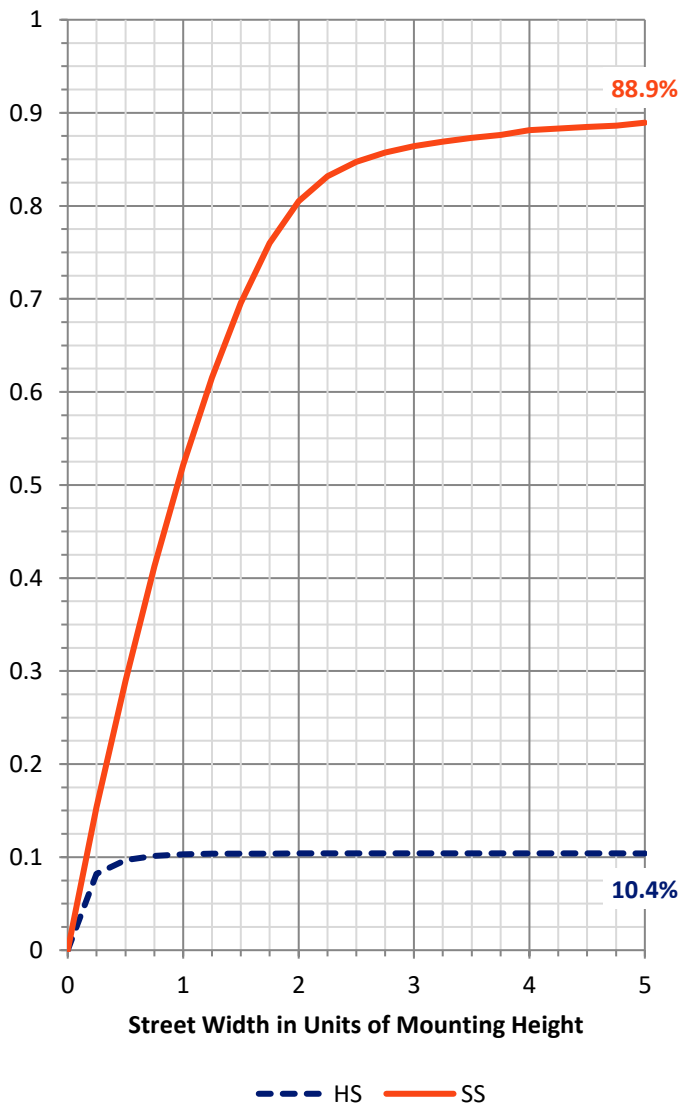
**FLUX DISTRIBUTION:**

		Downward	Upward	Total
<b>House Side</b>	Lumens	400.2	0.0	400.2
	% Fixture	10.5	0.0	10.5
<b>Street Side</b>	Lumens	3421.5	0.0	3421.5
	% Fixture	89.5	0.0	89.5
<b>Total</b>	Lumens	3821.7	0.0	3821.7
	% Fixture	100.0	0.0	100.0

**Coefficient of Utilization**

**ZONAL LUMENS:**

Zone	Lumens	% Fixture
0°-10°	96.8	2.5
10°-20°	201.5	5.3
20°-30°	269.8	7.1
30°-40°	364.8	9.5
40°-50°	523.5	13.7
50°-60°	771.5	20.2
60°-70°	941.0	24.6
70°-80°	574.6	15.0
80°-90°	78.1	2.0
90°-100°	0.0	0.0
100°-110°	0.0	0.0
110°-120°	0.0	0.0
120°-130°	0.0	0.0
130°-140°	0.0	0.0
140°-150°	0.0	0.0
150°-160°	0.0	0.0
160°-170°	0.0	0.0
170°-180°	0.0	0.0
0°-90°	3821.7	100.0
0°-180°	3821.7	100.0



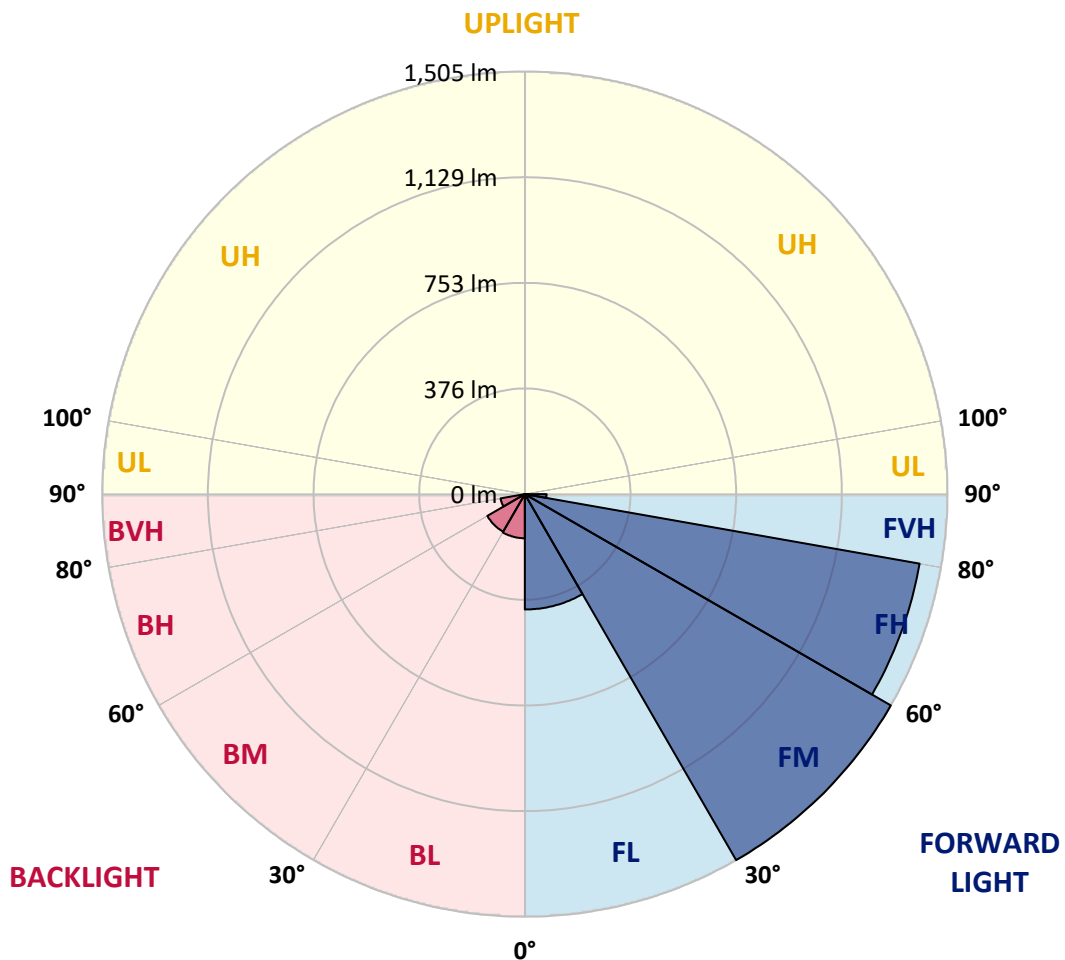
REPORT NUMBER: P673851  
 CATALOG NUMBER: CCP-SA-1C-750-U-SL3-HSS

**LUMINAIRE CLASSIFICATION SYSTEM LUMEN TABLE AND BUG RATING:**

Zone	Lumens	% Fixture	Zone Rating/Lumen Limit		
			B	U	G
FL (0°-30°)	410.9	10.8			
FM (30°-60°)	1505.3	39.4			
FH (60°-80°)	1428.0	37.4			G1/1800
FVH (80°-90°)	77.3	2.0			G1/100
BL (0°-30°)	157.3	4.1	B1/500		
BM (30°-60°)	154.5	4.0	B0/220		
BH (60°-80°)	87.7	2.3	B0/110		G0/110
BVH (80°-90°)	0.8	0.0			G0/10
UL (90°-100°)	0.0	0.0		U0/0	
UH (100°-180°)	0.0	0.0		U0/0	

**BUG Rating: B1-U0-G1**

Type III Medium





REPORT NUMBER: P673851

CATALOG NUMBER: CCP-SA-1C-750-U-SL3-HSS

**CANDELA DISTRIBUTION (FULL):**

	0°	5°	15°	25°	35°	45°	55°	58°	65°	75°	85°
0°	1186.4	1186.4	1186.4	1186.4	1186.4	1186.4	1186.4	1186.4	1186.4	1186.4	1186.4
2.5°	1207.9	1212.4	1201.6	1214.1	1202.5	1207.9	1201.6	1199.8	1200.7	1201.6	1194.4
5°	1151.4	1162.2	1166.7	1159.5	1176.5	1173.8	1184.6	1185.5	1181.0	1176.5	1177.4
7.5°	1077.0	1087.8	1092.3	1096.8	1113.8	1136.2	1150.5	1141.6	1148.7	1164.9	1140.7
10°	1023.3	1020.6	1019.7	1028.7	1060.9	1079.7	1103.9	1101.2	1119.2	1134.4	1114.7
12.5°	957.0	951.6	967.7	974.9	1003.6	1036.7	1055.5	1075.3	1093.2	1109.3	1086.9
15°	907.7	912.2	918.4	933.7	954.3	998.2	1026.0	1044.8	1077.0	1085.1	1076.2
17.5°	868.3	871.9	880.8	888.9	914.9	957.0	1000.9	1023.3	1057.3	1078.8	1051.1
20°	869.2	858.4	858.4	866.5	880.8	931.0	977.6	984.8	1031.4	1068.1	1049.3
22.5°	870.1	866.5	858.4	857.5	863.8	899.6	947.1	963.3	1013.4	1056.4	1034.0
25°	882.6	869.2	870.1	857.5	860.2	878.1	915.8	940.0	997.3	1062.7	1026.0
27.5°	893.4	899.6	887.1	881.7	866.5	865.6	896.9	917.6	989.2	1077.0	1031.4
30°	917.6	922.0	922.0	918.4	904.1	883.5	890.7	916.7	973.1	1074.4	1022.4
32.5°	957.9	949.8	960.6	955.2	936.4	904.1	910.4	923.8	983.0	1108.4	1036.7
35°	971.3	977.6	991.9	980.3	974.0	955.2	942.6	952.5	997.3	1142.5	1058.2
37.5°	1012.5	1003.6	1013.4	1039.4	1045.7	1011.6	987.4	1001.8	1051.1	1182.8	1077.9
40°	1016.1	1023.3	1041.2	1092.3	1098.6	1084.2	1064.5	1068.1	1104.8	1234.8	1127.2
42.5°	1034.0	1042.1	1078.8	1121.9	1155.9	1158.6	1144.3	1144.3	1175.6	1318.1	1181.9
45°	1069.0	1055.5	1103.0	1175.6	1224.9	1234.8	1253.6	1249.1	1274.2	1405.9	1284.0
47.5°	1082.4	1086.9	1138.9	1226.7	1283.1	1328.8	1360.2	1361.1	1373.6	1517.9	1416.7
50°	1126.3	1125.4	1188.2	1269.7	1353.0	1436.4	1497.3	1497.3	1496.4	1627.2	1530.4
52.5°	1184.6	1182.8	1231.2	1327.9	1436.4	1541.2	1621.8	1624.5	1645.1	1761.6	1661.3
55°	1279.6	1271.5	1318.1	1389.8	1519.7	1646.9	1786.7	1787.6	1771.5	1857.5	1755.4
57.5°	1359.3	1358.4	1396.9	1465.9	1612.9	1783.1	1945.3	1969.5	1918.4	1956.1	1830.6
60°	1338.7	1350.3	1430.1	1532.2	1711.4	1953.4	2116.5	2154.1	2072.6	2023.3	1887.1
62.5°	1210.6	1237.4	1324.4	1487.4	1794.8	2200.7	2352.1	2335.1	2153.2	2080.6	1956.1
65°	871.0	897.8	1005.4	1250.0	1698.0	2375.4	2662.2	2585.1	2296.6	2165.7	2048.4
67.5°	512.5	523.3	590.5	797.5	1269.7	2280.4	3038.5	3044.8	2578.8	2296.6	2207.9
70°	370.1	378.1	404.1	470.4	703.4	1787.6	3248.2	3411.3	2970.4	2447.1	2123.6
72.5°	284.0	284.0	328.0	391.6	448.0	1070.8	2989.2	3316.3	3055.5	2302.8	1711.4
75°	204.3	209.7	257.2	336.9	413.1	537.6	2202.5	2631.7	2589.6	1866.5	1195.3
77.5°	117.4	120.1	181.0	282.3	388.0	369.2	1361.1	1784.0	1834.2	1168.4	517.9
80°	60.0	61.8	101.3	223.1	351.3	321.7	811.8	1174.7	996.4	339.6	120.1
82.5°	29.6	29.6	45.7	142.5	298.4	284.9	477.6	648.7	353.0	78.0	50.2
85°	9.9	10.8	20.6	80.6	215.9	172.0	292.1	308.2	118.3	29.6	27.8
87.5°	2.7	3.6	5.4	29.6	94.1	112.9	173.8	197.1	48.4	11.6	13.4
90°	0.0	0.0	0.0	0.0	0.0	0.0	0.0	0.0	0.0	0.0	0.0



REPORT NUMBER: P673851  
 CATALOG NUMBER: CCP-SA-1C-750-U-SL3-HSS

**CANDELA DISTRIBUTION (continued):**

	90°	95°	105°	115°	125°	135°	145°	155°	165°	175°	180°
0°	1186.4	1186.4	1186.4	1186.4	1186.4	1186.4	1186.4	1186.4	1186.4	1186.4	1186.4
2.5°	1167.5	1161.3	1154.1	1136.2	1121.9	1103.0	1090.5	1080.6	1061.8	1065.4	1057.3
5°	1155.9	1144.3	1103.0	1063.6	1027.8	973.1	935.5	911.3	891.6	871.9	886.2
7.5°	1135.3	1107.5	1043.0	969.5	893.4	821.7	750.0	707.0	675.6	646.9	646.0
10°	1100.3	1055.5	954.3	858.4	741.0	646.9	555.5	483.9	437.3	403.2	402.3
12.5°	1060.9	1014.3	887.1	731.2	595.9	463.3	353.9	277.8	233.9	207.0	203.4
15°	1035.8	967.7	802.9	618.3	450.7	302.0	196.2	148.7	131.7	125.4	125.4
17.5°	1003.6	925.6	719.5	500.9	312.7	174.7	127.2	114.7	113.8	112.0	110.2
20°	990.1	893.4	645.2	399.6	198.0	123.7	109.3	106.6	106.6	104.8	103.0
22.5°	954.3	846.8	566.3	293.0	131.7	108.4	103.0	99.5	97.7	95.9	97.7
25°	938.2	813.6	491.9	202.5	107.5	96.8	94.1	90.5	87.8	86.9	86.9
27.5°	927.4	780.5	419.3	140.7	95.0	88.7	83.3	80.6	77.1	73.5	73.5
30°	919.3	754.5	349.5	103.9	85.1	78.9	74.4	68.1	63.6	60.0	60.0
32.5°	908.6	724.0	279.6	88.7	77.1	70.8	62.7	57.3	51.1	48.4	48.4
35°	912.2	703.4	219.5	78.9	69.0	60.9	53.8	46.6	40.3	37.6	36.7
37.5°	919.3	688.2	166.7	70.8	61.8	52.9	44.8	36.7	33.2	29.6	29.6
40°	949.8	683.7	122.8	65.4	56.5	46.6	37.6	30.5	26.9	24.2	23.3
42.5°	1000.9	690.0	95.0	59.1	51.1	39.4	31.4	25.1	21.5	18.8	17.9
45°	1066.3	714.1	78.0	55.6	44.8	33.2	25.1	20.6	16.1	14.3	14.3
47.5°	1161.3	751.8	68.1	51.1	39.4	27.8	21.5	16.1	12.5	10.8	10.8
50°	1268.8	794.8	60.0	45.7	34.0	23.3	17.0	12.5	9.0	8.1	8.1
52.5°	1376.3	849.5	55.6	42.1	29.6	18.8	13.4	9.0	6.3	5.4	5.4
55°	1489.2	897.8	50.2	39.4	24.2	15.2	9.9	5.4	3.6	2.7	2.7
57.5°	1568.1	916.7	43.9	34.0	18.8	11.6	7.2	3.6	1.8	0.9	0.9
60°	1624.5	919.3	37.6	27.8	14.3	9.0	4.5	1.8	0.9	0.0	0.0
62.5°	1672.0	924.7	32.3	21.5	10.8	6.3	2.7	0.9	0.0	0.0	0.0
65°	1766.1	920.2	26.0	17.0	7.2	3.6	1.8	0.0	0.0	0.0	0.0
67.5°	1840.5	875.4	20.6	11.6	4.5	1.8	0.9	0.0	0.0	0.0	0.0
70°	1628.1	667.6	16.1	8.1	2.7	0.9	0.0	0.0	0.0	0.0	0.0
72.5°	1278.7	445.3	10.8	4.5	1.8	0.9	0.0	0.0	0.0	0.0	0.0
75°	838.7	221.3	8.1	2.7	0.9	0.0	0.0	0.0	0.0	0.0	0.0
77.5°	326.2	58.2	5.4	1.8	0.0	0.0	0.0	0.0	0.0	0.0	0.0
80°	78.9	19.7	2.7	0.9	0.0	0.0	0.0	0.0	0.0	0.0	0.0
82.5°	34.0	7.2	1.8	0.9	0.0	0.0	0.0	0.0	0.0	0.0	0.0
85°	20.6	3.6	0.9	0.0	0.0	0.0	0.0	0.0	0.0	0.0	0.0
87.5°	10.8	1.8	0.9	0.9	0.0	0.0	0.0	0.0	0.0	0.0	0.0
90°	0.0	0.0	0.0	0.0	0.0	0.0	0.0	0.0	0.0	0.0	0.0

(END OF REPORT)